

How to make your conference registration, for NOT corresponding author

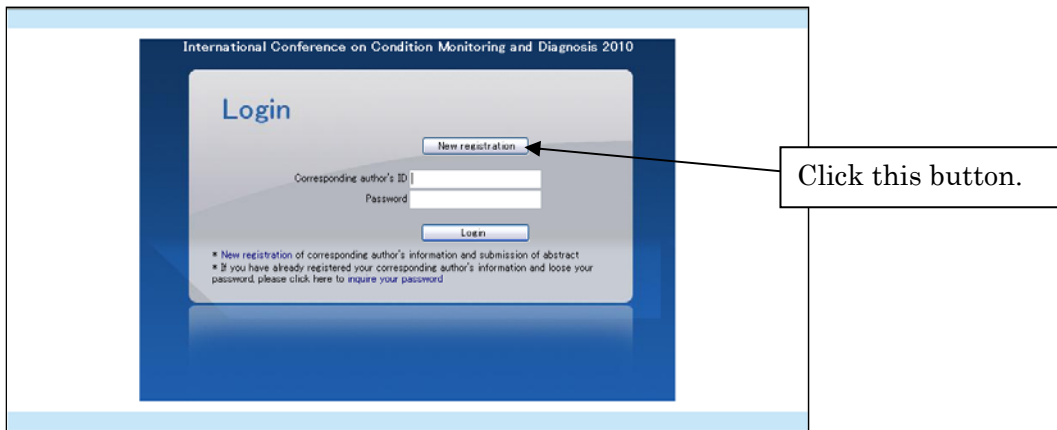
July 27, 2010

CMD2010 secretary

Note: Please read carefully all the notification written on this document and described on the registration forms you can see during your registration process.

1. You can open the registration system, then you can see the following dialog.

Click “New registration” button to register ID, password and your personal information.



2. You can see a form to provide your personal information, ID and password, as shown below. Fill it appropriately.

CMD2010
Registration of corresponding author's information

Note: All items attached "*" sign must be filled appropriately.

Handling Permission of personal information*	You cannot register to CMD2010 as a corresponding author if you do not agree the handling permission of personal information. If you agree the handling permission of personal information, you shall also agree using your personal information to contact you from the secretary of CMD2010. Your personal information provided through this web site shall be used only to conduct this conference. CMD2010 (2010 conference on condition monitoring and diagnosis) smoothly, for example, documents shipment, support for the various
Handling Permission of personal information*	<input checked="" type="radio"/> Agree <input type="radio"/> Not agree
Corresponding author's ID*	<input type="text" value="jefew2"/> (4 to 16 alphabetic and numeric characters)
Password*	<input type="password" value="*****"/> (4 to 16 alphabetic and numeric characters)
E-mail address*	<input type="text" value="secretary@cmd2010.org"/>
E-mail address (or confirmation)*	<input type="text" value="secretary@cmd2010.org"/>
Family name*	<input type="text" value="Takahashi"/>
Given name*	<input type="text" value="Toshihiro"/>
Middle name	<input type="text"/>
Title*	<input type="text" value="Dr."/>
Affiliation	
Name of affiliation*	<input type="text" value="CRIEPI"/>
Division	<input type="text"/>
Address (building, street, etc)*	<input type="text" value="3-6-1 Nagasaki"/>
Address (city, town, village)*	<input type="text" value="Yokohama"/>
Address (prefecture, province, state)*	<input type="text" value="Tokyo"/>
Address (country)*	<input type="text" value="JAPAN"/>
Zip code*	<input type="text" value="240-0196"/>
Phone number*	<input type="text" value="+81-46-856-0000"/>
Fax number*	<input type="text" value="+81-46-856-0000"/>

Note: press the "Confirm" button, and you will move to the confirmation of the input information.

Here, you do not have the “corresponding author’s ID” and password, so fill them as you desire. If the ID you have provide has already used, you will get an error message, so please change it and try again.

After filling this form, click “Confirm” to proceed confirmation procedure.

Click this button.

3. If there is no error in the form you filled, you can see the confirmation dialog like below. Check it and if OK, click “Confirm”.

Registration of corresponding author's information

Confirmation of registration of corresponding author's information

Corresponding author's ID*	je4wsv2
Password*	takahasi
E-mail address*	secretaries@cmd2010.org
Family name*	Takahashi
Given name*	Toshhiro
Middle name	
Title*	Dr.
Name of affiliation*	CRIEPI
Division	
Address (building, street, etc)*	2-6-1 Nagasaka
Address (city, town, village)*	Yokohama
Address (prefecture, province, state)*	Tokyo
Address (country)*	JAPAN
Zip code*	240-0196
Phone number*	+81-46-856-0000
Fax number*	+81-46-856-0000

Note: If you press the confirm button, you will be led to the complete notification display you will receive the e-mail of registration confirmation of corresponding author's information

Click this button.

4. You can see the confirmation dialog as below in a short duration.

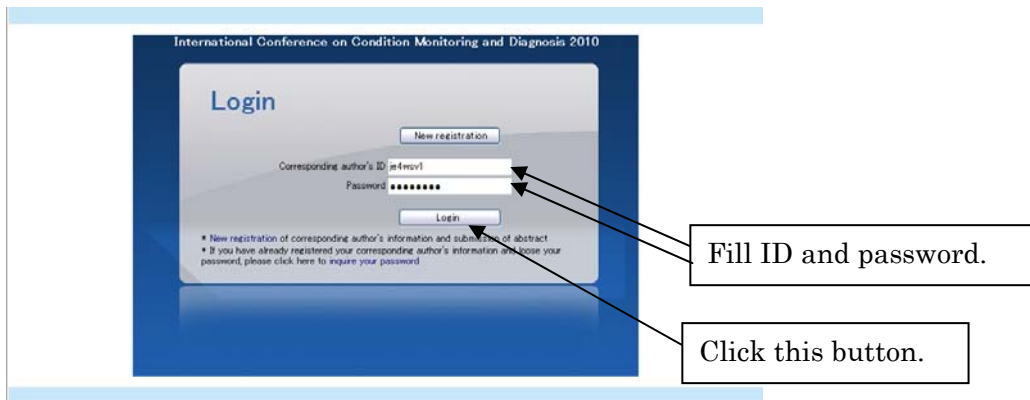
Corresponding author's registration was completed.

Corresponding author's ID	je4wsv2
Password	takahasi

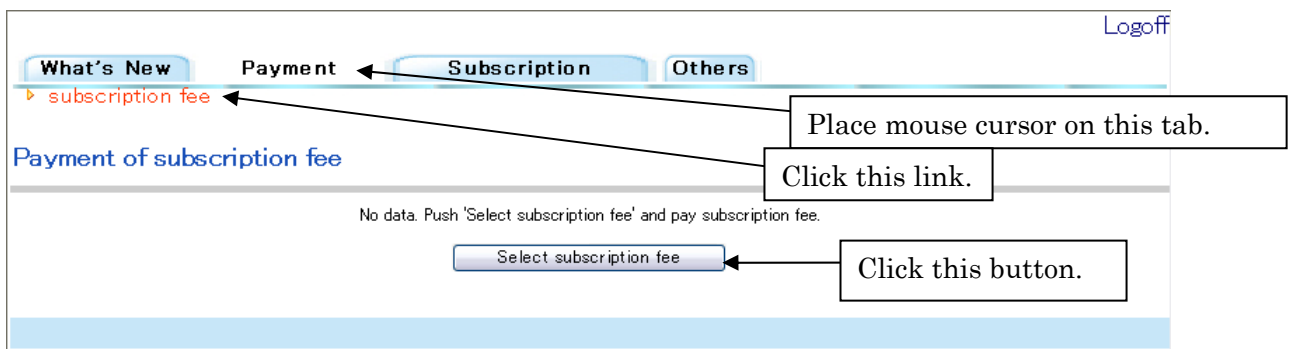
The confirmation e-mail will be sent you soon.
You can log into the system through 'My Page' with the corresponding author's ID and password to:
[Click here](#) to proceed to the abstract submission.

Hereinafter, “corresponding author's ID” shall be read as “ID”, which means your own ID.

5. You are automatically led to the start dialog. Fill your registered ID and password as follows, then click “Login” button.



6. Place the mouse cursor on the “Payment” tab, so you can see “Subscription fee” below the tabs. Click the “Subscription fee” to see the registration status. You can see the following display, so click “Select subscription fee” button.



7. You can choose the attendance type. If you are a member of the following institute, you can choose the second choice, “The conference as a member of designated institute”. If you are not the member of the designated institute, choose the third choice, “The conference as a non-member of designated institute”.

After choice, click “NEXT” button.

Designated institute: IEEJ, IEEE, CIGRE, CES, KIEE, KIEEME, IEIEJ(Denki Setsubi Gakkai), and IEEDJ(Houden gakkai).

Logoff

What's New Payment **Subscription** Others

subscription fee

CMD2010 Registration System

Step 1: Choice of attendance type:



You will attend:

Only tutorial(s)

The conference as a member of designated institute.

The conference as a non-member of designated institute.

The conference as a student.

8. You can choose the attendance of the technical tour. If your accompanying person(s) will attend the technical tour, choose the number of the accompanying person(s) and fill their name in the form with their honorific titles.

Logoff

What's New Payment **Subscription** Others

subscription fee

CMD2010 Registration System

Step 2A: Choice of social programs 1 (Technical Tour)

Will you attend the Technical tour ? (Click here to see the details)

No, I will NOT ATTEND the Technical tour.

Yes, I will ATTEND the Technical tour for A. **The Electric Power Historical Museum & Asakusa Kannon Temple.**

Yes, I will ATTEND the Technical tour for B. **The Yokohama Thermal Power Station & Asakusa Kannon Temple.**

Note:



- The technical tour will be held on Sept. 9 (Thursday), PM
- In order to attend this tour, pre-registration is required by August 20. All the technical tours disbands on arrival at Meguro Gajoen. (see "Banquet")

Number and name of accompanying person(s)

Note: attendance of accompanying person(s) is only permitted when the registrant attend on the Technical tour and take the same tour as the registrant.

1 ← Choose the number of accompanying person for the technical tour.

Ms. Mary Smith| ← Fill the name of the accompanying person(s) with their honorific title.

After choice and filling, click “NEXT” button.

9. You can choose the attendance of the conference banquet. If you have some restriction or some religious request, fill it in the “request” text box.

If your accompanying person(s) will attend the conference banquet, choose the number of the accompanying person(s) and fill their name in the form with their honorific titles. If they need some request or restriction, fill them in the respective “request” text boxes.

Logoff

What's New Payment Subscription Others

Profile Abstract & File Upload

CMD2010 Registration System

Step 2B: Choice of social programs 2(Banquet)

Will you attend the Banquet? (Click here to see the details)

No, I will NOT ATTEND the Banquet.

Yes, I will ATTEND the

Banquet.request: Vegetarian meal

Note:

1. The banquet will be held on 18:30 – 20:30, Sept. 9 (Thursday) at
2. Your registration until August 20 promises the assured seat reservation for the banquet. The seat number of the banquet is limited, thus the organizing committee cannot guarantee your seat at the banquet if you make your registration after August 20.
3. If your accompanying person(s) attend the Banquet, please designate the number and fill the name of accompanying person(s) with their honorific title such as Mr., Mrs., Ms.,etc. in the form shown below.
The banquet ticket for your accompanying person(s) is 10,000 JPY per person if he / she needs his / her independent meal serving.

1

Ms. Maggy White	request: Moslem meal
Ms. Mary Smith	request: Vegetarian meal
	request:
	request:
	request:
	request:
	request:
	request:
	request:
	request:

BACK NEXT

If you have some restriction or request, fill it in the “request” text boxes.

Choose the number of accompanying person for the technical tour.

Fill the name of the accompanying person(s) with their honorific title. If they have some restriction or request, fill them in the “request” text boxes.

After choice and filling, click “NEXT” button.

11. Input your attendance information for the tutorials as follows. If you do not want to attend the tutorial, check the first check box, “No, I do not attend any tutorials”.

Logoff

What's New Payment **Subscription** Others

▶ What's New

CMD2010 Registration System

Step 3: Choice of tutorials

Will you attend the tutorials? (Click here to see the details)

No, I do not attend any tutorials.

I would like to listen in the tutorial related to GIS in English. (13:00-15:30, Sep. 6)

I would like to listen in the tutorial related to ROTATING MACHINES in English. (13:00-15:30, Sep. 6)

I would like to listen in the tutorial related to CABLE in English. (15:50-18:20, Sep. 6)

I would like to listen in the tutorial related to TRANSFORMER in English. (15:50-18:20, Sep. 6)



I would like to listen in the tutorial related to CABLE in Japanese. (13:00-14:10, Sep. 6)

I would like to listen in the tutorial related to TRANSFORMER in Japanese. (14:20-15:30, Sep. 6)

I would like to listen in the tutorial related to GIS in Japanese. (15:30-17:00, Sep. 6)

I would like to listen in the tutorial related to ROTATING MACHINES in Japanese. (17:10-18:20, Sep. 6)

Note: attendance fee of the tutorials is separate from the registration fee of the CMD2010.
You are the participants of the conference with MEMBER rate, so your attendance fee of the tutorials is 5000 JPY for two (2) courses.

After choice, click “NEXT” button.

12. You can see the confirmation display like below, so check it carefully. If everything is OK, click “Confirm” button to proceed payment. If you want to revise the data, click “BACK” button.

Logoff

What's New Payment **Subscription** Others



▶ What's New

CMD2010 Registration System

Step 4: Confirmation of your registration

Your registration information is as follows.
If they are OK, click “Confirm” to proceed payment procedure

Registration type	Member
Technical tour	Yes, I will ATTEND the Technical tour for A The Electric Power Historical Museum & Asakusa Kannon Temple.
(Accompanying person)	number of person:1 Ms. Mary Smith
Banquet	Yes, I will ATTEND the Banquet.
(Accompanying person)	number of person:2 Ms. Maggy White Request: Moslem meal Ms. Mary Smith Request: Vegetarian meal
Short tour	Yes, I would like to Attend the Short tour on Sept. 8 (Wednesday), AM
(Accompanying person)	number of person:1 Ms. Mary White
Tutoria(s)	I would like to listen in the tutorial related to GIS in English. (13:00-15:30, Sep. 6) I would like to listen in the tutorial related to ROTATING MACHINES in English. (13:00-15:30, Sep. 6) I would like to listen in the tutorial related to CABLE in English. (15:50-18:20, Sep. 6) I would like to listen in the tutorial related to TRANSFORMER in English. (15:50-18:20, Sep. 6)
Total amount of your registration fee: 100000 JPY	

13. Choose the payment method. All the attendees who are not living in Japan can choose their payment method only one, "Credit card". If you cannot pay by the credit card any way, please consult to the conference secretary, <mailto:secretary@cmd2010.org>.

[Logoff](#)

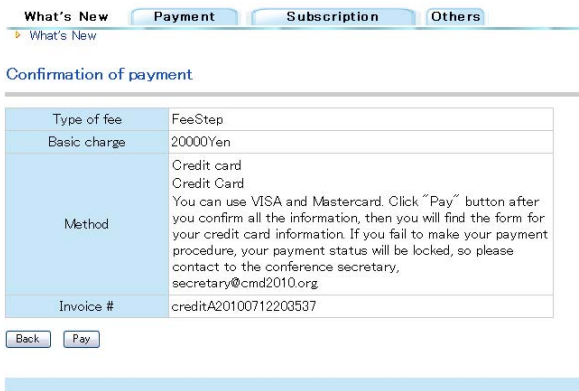


Payment method

Payment method

Click "Confirm" button to proceed.

14. You can see the payment method and amount to be paid. Check them and if they are OK, click "Pay" button.

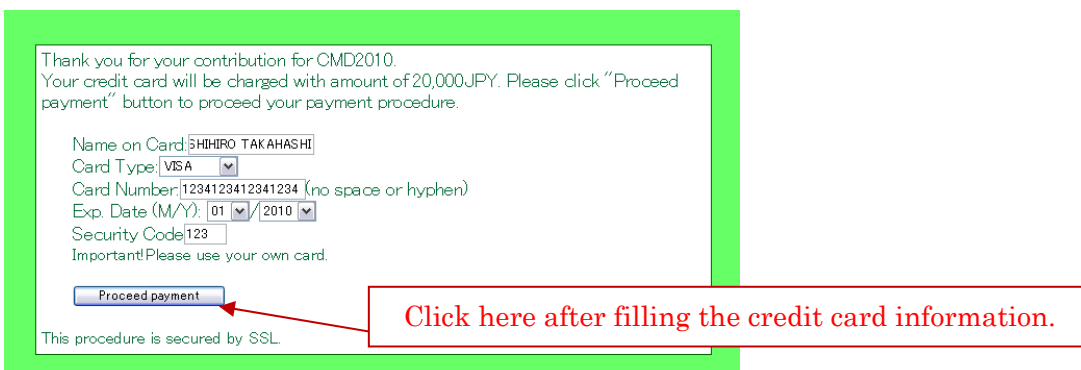


What's New **Payment** Subscription Others

Confirmation of payment

Type of fee	FeeStep
Basic charge	20000Yen
Method	Credit card Credit Card You can use VISA and Mastercard. Click "Pay" button after you confirm all the information, then you will find the form for your credit card information. If you fail to make your payment procedure, your payment status will be locked, so please contact to the conference secretary, secretary@cmd2010.org
Invoice #	creditA20100712203537

15. You can see the input dialog for the credit card information. Fill them appropriately.



Thank you for your contribution for CMD2010.
Your credit card will be charged with amount of 20,000JPY. Please click "Proceed payment" button to proceed your payment procedure.

Name on Card: SHIHIRO TAKAHASHI
Card Type: VISA
Card Number: 1234123412341234 (no space or hyphen)
Exp. Date (M/Y): 01 / 2010
Security Code: 123
Important! Please use your own card.

This procedure is secured by SSL.

Click here after filling the credit card information.

16. If you can see the following notification, your payment procedure has been finished successfully. If you cannot see it, contact to the conference secretary to make the payment procedure again.

