

How to make your conference registration, who attends only the tutorial(s)

July 27, 2010

CMD2010 secretary

1. You can open the registration system, then you can see the following dialog.

Click “New registration” button to register ID, password and your personal information.

International Conference on Condition Monitoring and Diagnosis 2010

Login

New registration

Corresponding author's ID

Password

Login

* New registration of corresponding author's information and submission of abstract
* If you have already registered your corresponding author's information and loose your password, please click here to inquire your password

Click this button.

2. You can see a form to provide your personal information, ID and password, as shown below. Fill it appropriately.

CMD2010
Registration of corresponding author's information

Note: All items attached "*" sign must be filled appropriately.

Handling Permission of personal information*
You cannot register to CMD2010 as a corresponding author if you do not agree the handling permission of personal information. If you agree the handling permission of personal information, you shall also agree using your personal information to contact you from the secretary of CMD2010.
Your personal information provided through this web site shall be used only to conduct this conference. CMD2010 (2010 conference on condition monitoring and diagnosis) smoothly, for example, documents shipment, support for the various

Handling Permission of personal information* Agree Not agree

Corresponding author's ID* [j4wv2] (4 to 16 alphabetic and numeric characters)

Password* [*****] (4 to 16 alphabetic and numeric characters)

E-mail address* [secretaries@cmd2010.org]

E-mail address for confirmation* [secretaries@cmd2010.org]

Family name* [Takahashi]

Given name* [Toshiro]

Middle name

Title* [Dr.]

Affiliation

Name of affiliation* [CRIEPI]

Division

Address (building, street, etc)* [2-6-1 Nagatsuta]

Address (city, town, village)* [Yokohama]

Address (prefecture, province, state)* [Tokyo]

Address (country)* [JAPAN]

Zip code* [240-0198]

Phone number* [+81-46-856-0000]

Fax number* [+81-46-856-0000]

Here, you do not have the “corresponding author’s ID” and password, so fill them as you desire. If the ID you have provide has already used, you will get an error message, so please change it and try again.

After filling this form, click “Confirm” to proceed confirmation procedure.

Confirm

Note: press the “Confirm” button, and you will move to the confirmation of the input information.

Click this button.

3. If there is no error in the form you filled, you can see the confirmation dialog like below. Check it and if OK, click “Confirm”.

Registration of corresponding author's information

Confirmation of registration of corresponding author's information

Corresponding author's ID*	je4wsv2
Password*	takahasi
E-mail address*	secretaries@cmd2010.org
Family name*	Takahashi
Given name*	Toshhiro
Middle name	
Title*	Dr.
Name of affiliation*	CRIEPI
Division	
Address (building, street, etc)*	2-6-1 Nagasaka
Address (city, town, village)*	Yokohama
Address (prefecture, province, state)*	Tokyo
Address (country)*	JAPAN
Zip code*	240-0196
Phone number*	+81-46-856-0000
Fax number*	+81-46-856-0000

Note: If you press the confirm button, you will be led to the complete notification display you will receive the e-mail of registration confirmation of corresponding author's information.

Click this button.

4. You can see the confirmation dialog as below in a short duration.

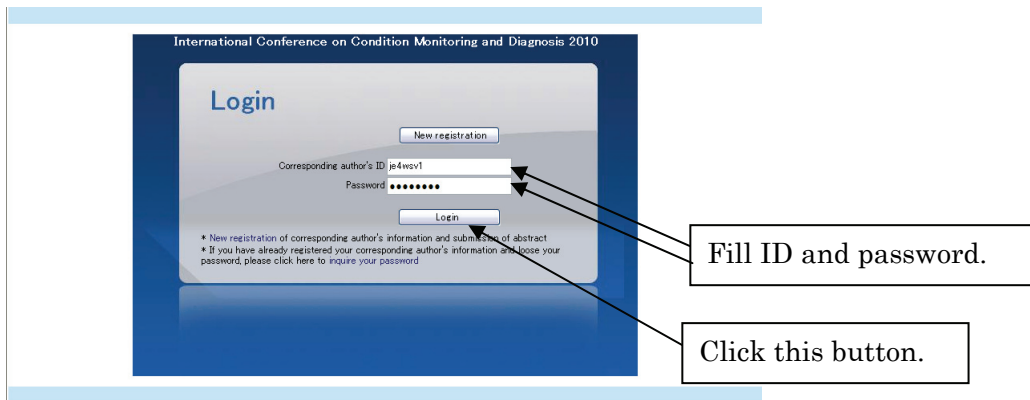
Corresponding author's registration was completed.

Corresponding author's ID	je4wsv2
Password	takahasi

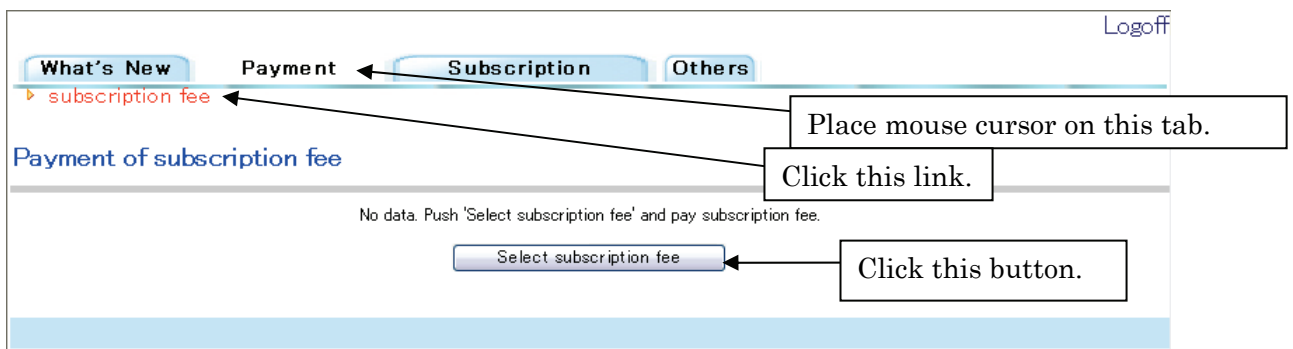
The confirmation e-mail will be sent you soon.
You can log into the system through 'My Page' with the corresponding author's ID and password to:
Click here to proceed to the abstract submission.

Hereinafter, “corresponding author's ID” shall be read as “ID”, which means your own ID.

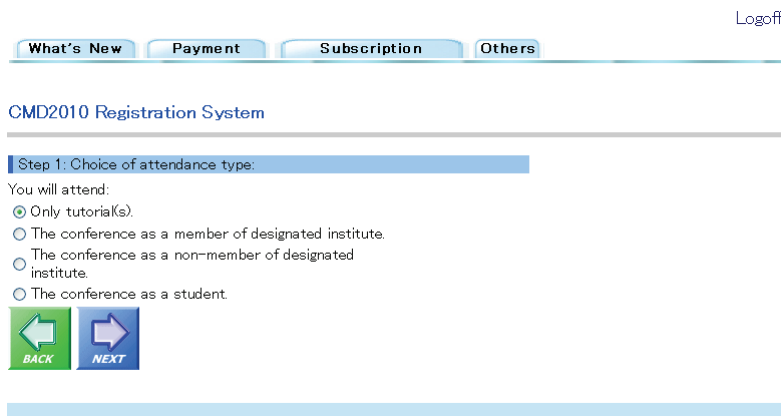
5. You are automatically led to the start dialog. Fill your registered ID and password as follows, then click “Login” button.



6. Place the mouse cursor on the “Payment” tab, so you can see “Subscription fee” below the tabs. Click the “Subscription fee” to see the registration status. You can see the following display, so click “Select subscription fee” button.



7. You can choose the attendance type. You are going to attend only tutorial(s), so choose the first choice as below.



After choice, click “NEXT” button.

8. You can choose the attendance type of the tutorial(s). If you are a member of the designated institute as below, choose the first choice. If not, choose the second choice. If you are a student with valid ID issued by the university, choose the third choice.

Logoff



[What's New](#) [Payment](#) [Subscription](#) [Others](#)

CMD2010 Registration System

Step 2: Choice of attendance type for tutorial

You are going to listen in the tutorial(s), who is:

- a member of designated institute.
- NOT a member of designated institute.
- a STUDENT with valid ID.

After choice and filling, click “NEXT” button.

9. Input your attendance information for the tutorials as follows.

Logoff

[What's New](#) [Payment](#) [Subscription](#) [Others](#)



CMD2010 Registration System

Step 3: Choice of tutorials

Will you attend the tutorials? (Click here to see the details)

- I would like to listen in the tutorial related to GIS in English. (13:00-15:30, Sep. 6)
- I would like to listen in the tutorial related to ROTATING MACHINES in English. (13:00-15:30, Sep. 6)
- I would like to listen in the tutorial related to CABLE in English. (15:50-18:20, Sep. 6)
- I would like to listen in the tutorial related to TRANSFORMER in English. (15:50-18:20, Sep. 6)
- I would like to listen in the tutorial related to CABLE in Japanese. (13:00-14:10, Sep. 6)
- I would like to listen in the tutorial related to TRANSFORMER in Japanese. (14:20-15:30, Sep. 6)
- I would like to listen in the tutorial related to GIS in Japanese. (15:30-17:00, Sep. 6)
- I would like to listen in the tutorial related to ROTATING MACHINES in Japanese. (17:10-18:20, Sep. 6)

Note: attendance fee of the tutorials is separate from the registration fee of the CMD2010.
You are NOT the participants of the conference with MEMBER rate, so your attendance fee of the tutorials is 10000 JPY for two (2) courses.

After choice, click “NEXT” button.

10. You can see the confirmation display like below, so check it carefully. If everything is OK, click “Confirm” button to proceed payment. If you want to revise the data, click “BACK” button.

Logoff

What's New Payment **Subscription** Others

subscription fee



CMD2010 Registration System

Step 4: Confirmation of your registration

Your registration information is as follows.
If they are OK, click "Confirm" to proceed payment procedure

Registration type	Member
Tutorial(s)	I would like to listen in the tutorial related to GIS in English (13:00-15:30, Sep. 6) I would like to listen in the tutorial related to ROTATING MACHINES in English (13:00-15:30, Sep. 6) I would like to listen in the tutorial related to CABLE in English (15:50-18:20, Sep. 6) I would like to listen in the tutorial related to TRANSFORMER in English (15:50-18:20, Sep. 6)

Total amount of your registration fee:20000JPY

11. Choose the payment method. All the attendees who are not living in Japan can choose their payment method only one, “Credit card”. If you cannot pay by the credit card any way, please consult to the conference secretary, <mailto:secretary@cmd2010.org>.

Logoff

What's New **Payment** Subscription Others

Payment method

Payment method

Click “Confirm” button to proceed.

12. You can see the payment method and amount to be paid. Check them and if they are OK, click “Pay” button.

Type of fee	FeeStep
Basic charge	20000Yen
Method	Credit card Credit Card You can use VISA and Mastercard. Click “Pay” button after you confirm all the information, then you will find the form for your credit card information. If you fail to make your payment procedure, your payment status will be locked, so please contact to the conference secretary, secretary@cmd2010.org
Invoice #	creditA20100712203537

13. You can see the input dialog for the credit card information. Fill them appropriately.

Thank you for your contribution for CMD2010.
Your credit card will be charged with amount of 20,000JPY. Please click “Proceed payment” button to proceed your payment procedure.

Name on Card: SHIHIRO TAKAHASHI
Card Type: VISA
Card Number: 1234123412341234 (no space or hyphen)
Exp. Date (M/Y): 01/2010
Security Code: 123
Important! Please use your own card.

This procedure is secured by SSL.

Click here after filling the credit card information.

14. If you can see the following notification, your payment procedure has been finished successfully. If you cannot see it, contact to the conference secretary to make the payment procedure again.

Thank you for your contribution for CMD2010.
Your credit card will be charged with amount of 10000JPY.

Click here.